



High Definition Core Aligning  
fusion splicer

# TYPE-72C




Useful cloud hosted  
splicer services via  
your smartphone App.



## Advanced, Adept, Assured

Splicing 5s / Heating 9s  
Splicing loss SMF 0.01dB (Typical)




High speed  
dual independent ovens  
for productivity



Touch optimised  
user interface and  
high resolution display



Proven field  
toughness



Long life battery  
for 300 splice  
& heat cycles

## Specifications

Items		TYPE-72C
Optical fibre requirements	Material	Silica glass
	Fibre count / Profile types	Single / SMF(G.652), MMF(G.651), DSF(G.653), NZDSF(G.655), BIF(G.657), CSF(G.654), EDF
	Fibre diameter	Cladding diameter : 80 - 150µm, Coating diameter : 100 - 1,000µm
Standard performance	Cleave length	5 - 16mm with coating clamp
	Splice loss (typical)*1	SMF : 0.01dB, MMF : 0.01dB, DSF : 0.03dB, NZDSF : 0.03dB
	Return loss (typical)	60dB or greater
	Splice time (typical)	5sec(SM G652 Quick Mode), 7sec(SM G652 Std. Mode), 7sec(Auto Mode)
	Heating time (typical)	9sec (FPS-61-2.6 sleeve, S60mm 0.25 Quick Mode)
	Splice & Heat cycles per battery full charge*2	Approx. 300 (BU-16)
	Fibre view & magnification	2 CMOS cameras observation, 380X (zoom : 760X) for X or Y single axis view, 270X for both X & Y dual axis view
Programs	Proof test	1.96 - 2.09N
	Applicable protection sleeve	60mm, 40mm & Sumitomo Nano sleeves
Functions	Splice programs	Max. 300, 74 are pre-optimised, 226 editable by user
	Heating programs	Max. 100, 27 are pre-optimised, 73 editable by user
	Splice image capture / Splice data storage	200 images / 10,000 splice data (internal memory only) 50,200/20,000 (with 8GB SD card)
	Attenuation splicing	0.1dB to 15dB in 0.1dB increments
	Universal clamps	Provided, 250µm, 900µm tight & loose buffer fibre
	Reversible coating clamps	Provided
	Dual automatic independent ovens	Provided
	User-selectable oven clamp operation	Provided
	Onboard user training video	Provided
	Automatic fibre identification	SMF / MMF / DSF / NZDSF / BIF / Other
Size / Weight	Automatic arc calibration	Automatically compensates for environmental condition changes
	Display of remaining Splice & Heat cycles	Provided (Battery mode)
Terminals	Wireless LAN connectivity (Option)*3	Provided
	Size	128(W) x 154(D) x 130(H) mm (without anti-shock rubber)
	Weight	1.9kg (without Battery) / 2.2kg (with Battery BU-16)
Power supply	Monitor	5.0" touch screen color LCD display
	DC output	DC 12V (for JR-6)
Operating condition	USB port	USB 2.0 (mini-B type)
	Storage media	SD / SDHC memory card MAX32GB
Storage condition	AC input	AC 100 - 240V, 50/60Hz (ADC-16)
	DC input	DC 10 - 15V
Electrode life *4	Battery pack	Li-ion 10.8V, 6,400mAh (BU-16)
	Software updates	Altitude : 0 - 6,000m, Temperature : -10 - +50°C, Humidity : 0 - 95% (non-condensing), Wind velocity : up to 15m/sec
Data management	Temperature	Temperature : -40 - +80°C, Humidity : 0 - 95% (non-condensing), Battery : -20 - +30°C (long term)
	Can be stored, edited and analyzed by dedicated PC software	6,000 arc discharges

\*1 : Average value of the final inspection in room temperature with Sumitomo identical fibre. Measured by cut-back method relevant to ITU-T and IEC standards.

\*2 : Splice & Heat cycles may vary depending on the battery status and the operating environment.

\*3 : Wireless LAN connectivity is not available in all countries. For more details, please refer to our Web site. <http://global-sei.com/sumitomo-electric-splicers/>

\*4 : Achieved in lab condition. Electrode life may vary depending on the operating environment.

## Environmental Durability\*

Test details	Test details
Shock resistance	Drop from 76cm on 5 faces (excluding top face)
Impact resistance	Equivalent to IK07 on LCD monitor (Protected against 2J impact, it is equivalent to a 500g force from 40cm)
Water resistance	Equivalent to IPX2 (Operates normally after being exposed to water dripping at 3mm/min. for at least 2.5 min on each of 4 surfaces tilted at 15°)
Dust resistance	Equivalent to IP5x (Operates normally after 8 hours in a test chamber with circulating dust particles smaller than 75 µm)

\*Splicer operation after shock, impact, water or dust tests, was confirmed under battery power, by Sumitomo. Does not guarantee the product will not be damaged by these conditions.

## Basic Accessories

Part name	Part No.	Qty.
AC adapter	ADC-16	1 pc
AC power cord	PC-AC<X>*	1 pc
Cooling tray	-	1 pc
Spare electrode	ER-10	1 pair
Quick reference guide	-	1 pc
Carrying case with worktable	CC-72	1 pc
Hand strap	-	1 pc
USB cable	-	1 pc

\*X=2(USA), 3(EU), 4(JP), 5(UK), 6(AUS), 7(South Africa)

Items listed in Basic Accessories are always included with the splicer body. Overall kit content may vary regionally. Please check with your local authorised reseller to confirm kit content in your region.



Carrying case with worktable  
CC-72




Handy cleaver  
FC-8R series



Table-top cleaver  
FC-6 / FC-6R series



Jacket remover  
JR-M03



Available for  
Lynx-Custom Fit™  
Splice-On Connector



Electrode  
ER-10

## Accessories

Part name	Part No.	Remarks
Wireless LAN SD card	WLSD-0308	For SumiCloud™ connection
Fibre holder	FHS-025	For φ0.25mm single fibre
	FHS-09	For φ0.9mm single fibre
	FHS-025/LB5	For 0.9mm loose buffered single fibre
	FHD-1	For drop/indoor cable (Cable size : typical 2.0 x 3.1 or 2.6mm)
	1SM-ST	For indoor cable (Cable size : typical 1.6 x 2.0mm)
FHC-3	For 3mm cable	
Battery pack	BU-16	Li-ion 6,400mAh
Battery charger	BC-16	-
Car battery cable	PCV-16	For car battery operation (cigarette socket type)
V-groove cleaning brush	VG-2	Brush for cleaning V-groove
Electrode	ER-10	-
Handheld fibre cleaver	FC-8R-FC	Automatic blade rotation cleaver with cleave counter
	FC-8R-F	Automatic blade rotation cleaver
Fibre cleaver	FC-6S-C	Table-top high precision cleaver
	FC-6RS-C	Automatic blade rotation cleaver
Jacket remover	JR-M03	Jacket remover for single fibre
Loose tube cutter	LTC-01	-
Alcohol dispenser	HR-3	-
Fibre protection sleeve	FPS-1	60mm, diameter after shrink approx. φ3.2mm
	FPS-40	40mm, diameter after shrink approx. φ3.2mm
	FPS-61-2.6	61mm, diameter after shrink approx. φ2.6mm

# SUMITOMO ELECTRIC INDUSTRIES, LTD.

### Tokyo (Japan)

#### Sumitomo Electric Industries, Ltd.

Asakasa Center Building, 1-3-13, Motoakasaka,  
Minato-ku, Tokyo, 107-8468, JAPAN  
TEL : +81-3-6406-2666  
<http://global-sei.com/sumitomo-electric-splicers/>

### London (U.K.)

#### Sumitomo Electric Europe Ltd.

220 Centennial Park, Centennial Avenue, Elstree,  
Herts. WD6 3SL, U.K.  
TEL : +44 20-8953-8118  
<http://www.sumielectric.com/>

### Dubai (U.A.E.)

#### Middle east office

Dubai Airport Free Zone Phase 4WA,  
Office 702 P.O. Box 54890, Dubai, U.A.E.  
TEL : +971 4-701-7338

### Melbourne (Australia)

#### SWS Australia Pty. Limited

Oceania representative office  
23 Scanlon Drive, Epping, Victoria, 3076,  
AUSTRALIA  
TEL : +61 3-8401-2800